

ENERVEX

ADC150 FAN CONTROL

VOLKO SUPPLY

800-685-8263

3912050 06.17

Product Information

Use

The ENERVEX ADC150 is a Modulating Fan Control used with up to 2 appliances to monitor and maintain a constant draft or pressure in a chimney or duct. The ADC150 can be used with models RS, RSHT, and GSV fans. It can control the fan speed directly or via a Variable Frequency Drive (VFD, sold separately).

The ADC150 is typically used to control the draft of a gas-fired, sealed fireplace or water heaters.

Description

The ADC150 monitors the draft in a chimney system via a connection to a pressure transducer (XTP) attached to the chimney, and maintains the draft by modulating the fan speed. It provides a 10-120V AC power to single phase fans and 0-10V DC control signal to control 3-phase fans via a variable frequency drive.

The control has an integrated safety system that assures the heating appliance(s) is shut down in case of insufficient draft after 15-180 seconds (user adjustable). The ADC150 has an integrated damper relay that works with ENERVEX MFD (Mechanical Fireplace Damper) to automatically open the damper prior to fan initialization and close the damper after the appliance shuts down. End-switches in the damper actuator wired to the ADC150 ensure the damper must be fully open prior to allowing the appliance to operate. The control also features a post purge function (3 min) to evacuate the chimney system of residual flue gases after the appliance shuts down.

Material

The enclosure is made of NEMA 1 rated ABS plastic.

Standard Equipment

- ADC150 Control Box
- XTP Pressure Transducer
- Stack Probe
- 6' Silicone Tubing



Listings

The ADC150 Fan Control is ETL Listed in the U.S. and Canada:

- UL 508 Standard for Industrial Control Equipment (17th Ed.)
- CSA C22.2 No. 14-05 - Standard for Industrial Control Equipment

Warranty

2-Year Factory Warranty. Complete warranty conditions are available from ENERVEX Inc.



Intertek

Specifications are subject to change without notice.

ENERVEX Inc.
1685 Bluegrass Lakes Parkway
Alpharetta, GA 30004
USA

P: 770.587.3238
F: 770.587.4731
T: 800.255.2923
info@enervex.com
www.enervex.com

ENERVEX[®]
VENTING DESIGN SOLUTIONS

ENERVEX ADC150 FAN CONTROL



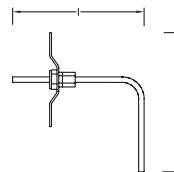
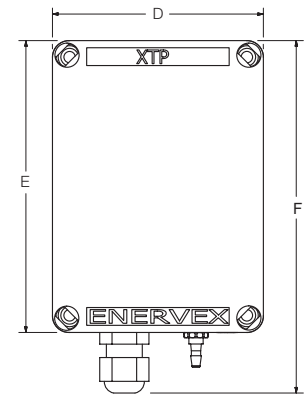
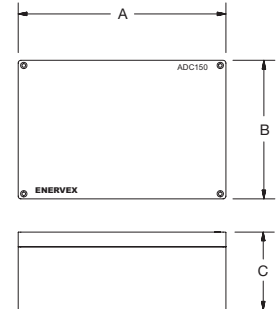
3912050 06.17

Product Information

Specifications

ADC150 Control		
Power Supply	V	1x120VAC
Amperage	A	7.0
Operating Temperature	°F / °C	-4 to 122 / -20 to 50
Range of Operation	inWC / PA	0.05-0.55 / 12.5-137.5
Tolerance	inWC / PA	0.01/3 +/-10%
Control signal	mA	Max. 10
Control relay		Max. 120
Output	VAC	10-120
	VDC	0-10
Dimensions	A in / mm	9.6 / 244
	B in / mm	6.3 / 160
	C in / mm	3.5 / 90
Weight	lbs / kg	2.6 / 1.2
EMC Standard	Emission	EN 50 081-1
	Immunity	EN 50 082-2

XTP Sensor		
Power Supply	VDC	12-36
Amperage	mA	<20
Output	VDC	0-10
Operating Temperature	°F / °C	0 to 160 / -18 to 71
Accuracy	inWC / PA	+/-0.08%
Dimensions	D in / mm	3.70 / 94
	E in / mm	5.12 / 130
	F in / mm	6.18 / 157
	G in / mm	3.13 / 80
Weight	lbs / kg	.6 / .3
Stack Probe		
Dimensions	H in / mm	4.25 / 108
	I in / mm	3.50 / 89



ADC150 Fan Control