

EXHAUSTO

Pizza Oven Fan **GSV 009-016**

Description

Exhaust fan for installation at the chimney termination point, vertically or for side-wall venting. Assures a negative pressure in the entire chimney or stack system. Discharges vertically (horizontally if side-wall venting) at a high velocity.

The fan housing is hinged and the top can be opened for easy service and access to stack.

Material

Housing is made of cast aluminum with a thickness of 3/16" and is corrosion resistant. One coat of grey hammerpaint finish is applied.

Axial vanes in stainless steel, dynamically and statically balanced to assure low noise level and vibration-free operation.

Motor

Split capacitor, totally enclosed. Class H insulated, IP54 Protection Class. Sealed ball bearings. Variable Speed. Thermal overload protection.

Standard Equipment

2"x4" or 4"x4" junction box with cover and conduit
Bird Screen

Optional Equipment

5Amp or 8Amp Fan Speed Control



Approvals

CE Compliant

Warranty

2-year factory warranty on the entire fan.
10-year warranty against corrosion perforation.
Manufactured at ISO9001 certified plant.

Listings

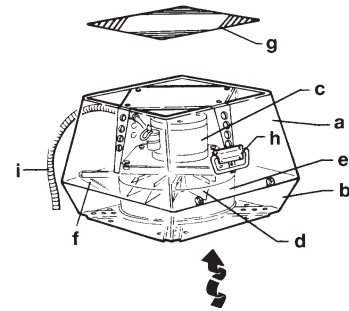
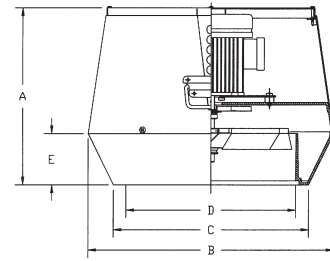
ETL listed to:

- UL705 - Standard for Power Ventilators
- UL762 - Standard for Power Roof Ventilators for Restaurant Exhaust Appliances.
- ULC-S645-93 - Standard for Power Roof Ventilators and Commercial and Institutional Kitchen Exhaust Systems.

Volko Supply
www.enervefansource.com
800 685 8263

Specifications

Model		GSV 009	GSV 012	GSV 014	GSV 016	
Discharge		Vertical				
Fan Type		Axial Vane				
Max. Discharge Velocity	FPM	2,351	2,592	2,593	2,169	
Actual Discharge Velocity	FPM	5.9 x CFM	2.9 x CFM	1.9 x CFM	1.2 x CFM	
Voltage	V AC	1 x 120				
RPM		1600				
Amps	A	0.5	1.4	2.9	5.8	
Power Ratings	kW	0.025	0.10	0.16	0.35	
Weight	lbs	28	46	60	86	
	kg	12	18	26	35	
Dimensions	A	in	9.85	11.03	13.20	14.97
		mm	250	280	335	380
	B x B	in	12.21	15.37	19.11	22.85
		mm	310	390	485	580
	C x C	in	9.46	12.22	15.17	18.32
		mm	240	310	385	465
	D Ø	in	8.63	10.72	13.04	14.26
		mm	219	272	331	362
	E	in	2.76	3.15	3.94	4.53
		mm	70	80	100	115
	Temperature Rating	Interm.	575°F/300°C			
		Cont.	482°F/250°C			
Motor Starter Required		No	No	No	No	
Variable Speed Motor		Yes	Yes	Yes	Yes	

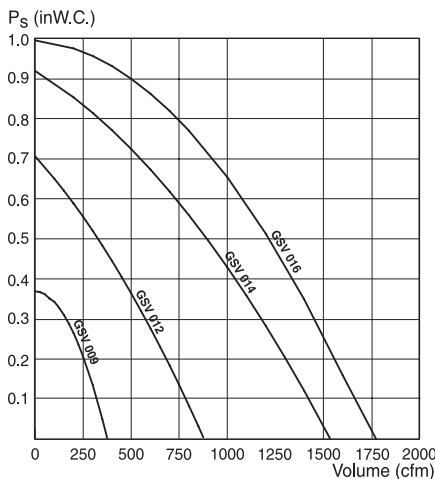


Sound Diagram

Model	Lw dB (measured in accordance with ISO 3744)							Lp dB(A)
	125Hz	250Hz	500Hz	1000Hz	2000Hz	4000Hz	8000Hz	
GSV 009	57	55	54	49	40	35	26	26
GSV 012	64	62	61	55	51	46	40	33
GSV 014	71	70	68	61	56	50	44	40
GSV 016	76	76	70	65	60	55	49	44

- a Top Section
- b Bottom Section
- c Motor
- d Axial Vane
- e Inlet for Axial Vane
- f Locking Hinge
- g Bird Screen
- h Carrying Handle
- i Wiring Conduit

Capacity



Plume Height

