

Grease Fan

GSV 200-450

Description

Exhaust fan for installation at the duct or vent termination point, vertical or side-wall mounted. Ensures a negative pressure in the entire duct or vent system. Discharges vertically (horizontally, if side-wall mounted) at a high velocity.

The fan housing is hinged and the top can be opened for easy service and access to stack.

The GSV model is approved for temperatures up to 575°F (300°C).

*GSV 450 cannot be side-wall mounted.

Material

Housing is made of cast aluminum with a thickness of 3/16" and is corrosion resistant. One coat of grey hammerpaint finish is applied.

Backwards curved impeller of cast aluminum. Dynamically and statically balanced with permanently attached balancing weights.

Motor

GSV 250-315: Single phase, split capacitor, totally enclosed, Class F insulated, IP54 Protection Class. Sealed ball bearings. Variable Speed. Thermal overload protection.

GSV 400-450: Three phase totally enclosed TEFC motor, Class H insulated. Sealed ball bearings. Variable Speed. Thermal overload protection.

Standard Equipment

2"x4" or 4"x4" junction box with cover and conduit
Bird Screen

Optional Equipment

5Amp or 8Amp Fan Speed Control
Gasket
Roof Curb
Variable Frequency Drive



Listings

ETL Listed to:

- UL 705 - Standard for Power Ventilators
- UL762-Standard for Power Roof Ventilators for restaurant exhaust appliances.
- ULC-S645-93-Standard for Power Roof Ventilators for commercial and institutional kitchen exhaust systems.

Approvals

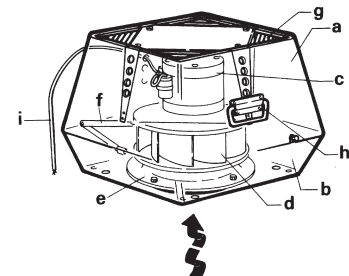
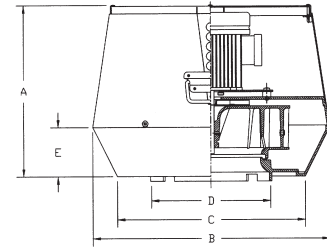
CE Compliant

Warranty

2-year factory warranty on the entire fan.
10-year warranty against corrosion perforation.
Manufactured at ISO9001 certified plant.

Specifications

Model		GSV 200	GSV 250	GSV 315	GSV 400	GSV 450	
Discharge		Vertical					
Fan Type		Centrifugal Impeller					
Max. Discharge Velocity	FPM	1,729	2,222	2,771	2,752	4,134	
Actual Discharge Velocity	FPM	2.9xCFM	1.9xCFM	1.2xCFM	1.03xCFM	1.03xCFM	
Voltage	V AC	1x120			3x208-240/3x380-420		
RPM		1600			1680	1720	
Amps	A	1.4	2.9	5.8	3.5 / 1.8	6.5 / 3.8	
Power Ratings	kW	0.10	0.16	0.35	0.75	1.5	
	HP	0.15	0.2	0.5	1	2	
Weight	lbs	47	60	92	127	155	
	kg	18	26	42	58	70	
Dimensions	A	in	11.03	13.20	16.94	16.94	23.23
		mm	280	335	430	430	590
	B x B	in	15.37	19.11	25.61	25.61	25.61
		mm	390	485	650	650	650
	C x C	in	12.22	15.17	20.69	20.69	20.69
		mm	310	385	525	525	525
	D Ø	in	7.88	9.85	15.76	15.76	15.76
		mm	200	250	400	400	400
	E	in	3.15	3.94	5.12	5.12	8.54
		mm	80	100	130	130	217
	Soft Start Required		No	No	No	Yes ¹⁾	Yes ¹⁾
	Variable Speed Motor		Yes	Yes	Yes	Yes	Yes
FA Sones			3.9	6.3	7.8	8.3	
Temperature Rating	Interm.	575°F/300°C					
	Cont.	482°F/250°C					

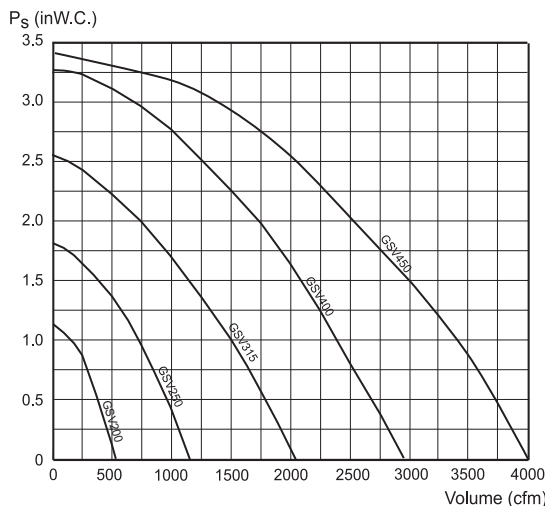


- a Top Section
- b Bottom Section
- c Motor
- d Centrifugal Impeller
- e Inlet for Impeller
- f Locking Hinge
- g Bird Screen
- h Carrying Handle
- i Wiring Conduit

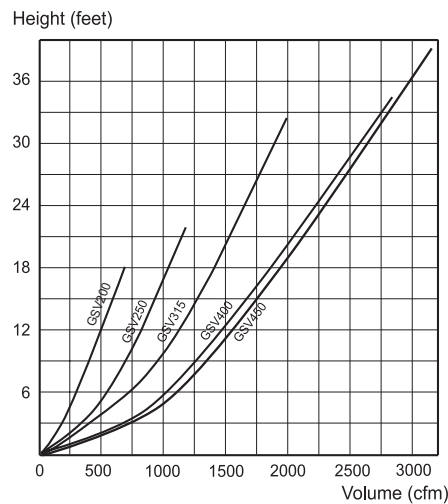
Sound Diagram

Model	Lw dB (measured in accordance with ISO 3744)							Lp dB(A)
	125Hz	250Hz	500Hz	1000Hz	2000Hz	4000Hz	8000Hz	
GSV 200	58	60	62	61	56	44	37	36
GSV 250	64	68	66	65	61	49	45	41
GSV 315	71	75	70	73	68	57	52	48
GSV 400	76	80	75	79	74	62	57	53
GSV 450	79	83	75	78	77	65	60	56

Capacity



Plume Height



ENERVEX Inc.
1200 Northmeadow Pkwy.
Suite 180
Roswell, GA 30076

P: 770.587.3238
F: 770.587.4731
T: 800.255.2923
info@enervex.com
www.greasefans.com



Volko Supply
800 685 8263

www.enervexfansource.com